

PENNVET BEHAVIOR APP Pet Owner Instructions

What is the PennVet App?

Developed in partnership with Connect For Education, Inc. and the University of Pennsylvania School of Veterinary Medicine Center for the Interaction of Animals and Society (CIAS), the PennVet Behavior App is a consultation and education service available to pet owners and veterinarians nationally and internationally. Through use of this web app and taking the C-BARQ (Canine Behavioral Assessment and Research Questionnaire), pet owners receive an in-depth analysis and helpful educational resources to further understand the behavior of their pet(s).

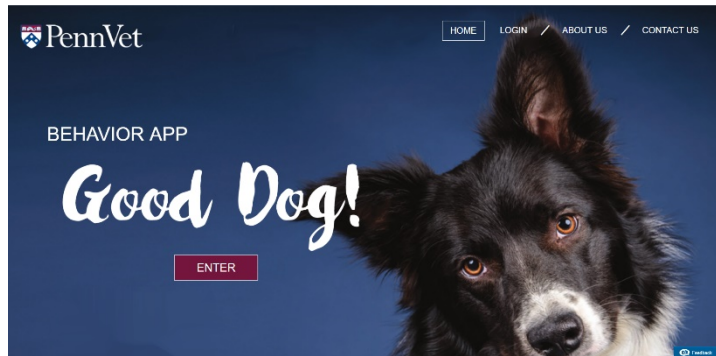
What is C-BARQ?

The C-BARQ (or Canine Behavioral Assessment and Research Questionnaire) provides dog owners and professionals with standardized evaluations of canine temperament and behavior. It was developed by PennVet researchers and is currently the only behavioral assessment instrument of its kind extensively tested for reliability and validity on large samples of dogs of many breeds. The C-BARQ consists of 100 questions describing the different ways in which dogs typically respond to common events and situations in their environment. The C-BARQ is simple to use and can be completed by anyone who is reasonably familiar with a dog's typical, day-to-day behavior. On average, it takes about 10-15 minutes to complete.

The C-BARQ is widely used to evaluate dogs for the presence and severity of behavioral problems. For ease of interpretation, each dog's C-BARQ scores on this app are color-coded (green, yellow, orange or red) to indicate how far they diverge from the dog population average. Scores in the orange-red range are typically concerning.

If you are a pet owner who wishes to take the C-BARQ without a veterinary consultation, follow the steps below. If you have been invited by your primary care vet to sign up, please go to page 4 for instructions.

Step 1: Go to [Penn App](#) and click “Enter.”



Step 2: Click “Create Account” to create your pet owner account and then log in.

Existing Users

Enter your username and password below.

Username


Password

[Create Account](#) [Forgot Password?](#)


Step 3: Click “Add a New Dog” to fill in your dog’s information.



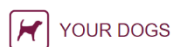
Step 4: “Start” the C-BARQ.



Step 5: After completing the C-BARQ, you will be able to view your dog’s scores.



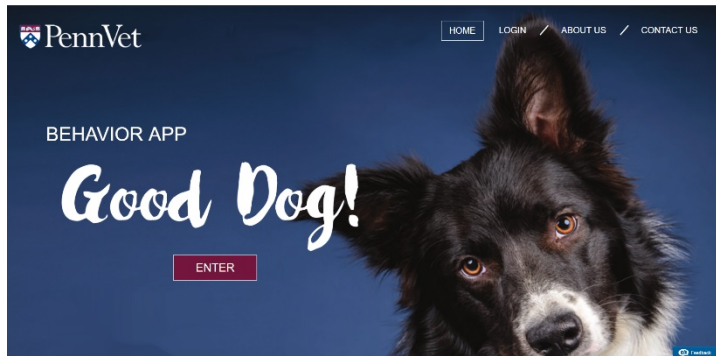
To view helpful resources regarding dog behavior, click the “Resources” button at the top right.



If you are a pet owner who has been invited by your vet to use the Penn App for evaluation and a possible behavior consultation with a UPenn Behaviorist, please follow the steps below:

Step 1: Go to [Penn App](#) and click “Enter.”

Note: You will have received an email letting you know that your vet has invited you to sign up.



Step 2: Create your pet owner account and log in.

Existing Users

Enter your username and password below.

Username

Password

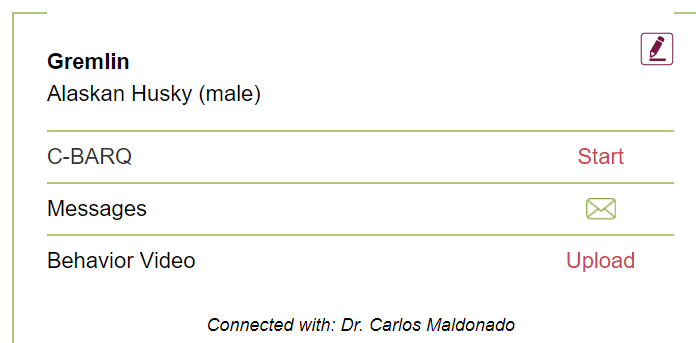
[Create Account](#) [Forgot Password?](#)

Step 3: Click “Add a New Dog” to fill in your dog’s information.




At the end of the form, there will be a question that asks, “Have you been invited by your primary care veterinarian to add this dog to Penn App?” Please select “Yes” and you will see your vet’s name appear. If you do not see this, please ensure you create your account using the same email from which you received the invite. Adding your vet to your dog’s information will be visible to the vet for further evaluation and consultation.

Step 4: Based on your vet’s instructions, he/she may ask you to complete the C-BARQ and upload a video of your dog’s behavior or you may have only been instructed to add your dog. In any of these cases, you can click the envelope icon next to “Messages” to inform your vet that you have completed his/her instructions.




Step 5: If you completed the C-BARQ, you and your vet will be able to view your dog's scores.

Gremlin 

Alaskan Husky (male)

C-BARQ View Scores

Messages 


Behavior Video Upload

Connected with: Dr. Carlos Maldonado

To view helpful resources regarding dog behavior, click the “Resources” button at the top right.


 YOUR DOGS [Resources](#)

Step 6: If your vet has instructed you to upload a video of your pet displaying behavioral issues, click “Upload” next to “Behavior Video” and this will launch a new window where you will be able to upload your video.

Henry 

Boxer (male)

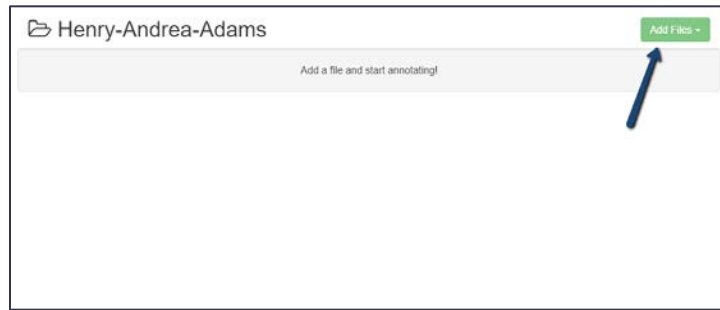
C-BARQ Start

Messages 

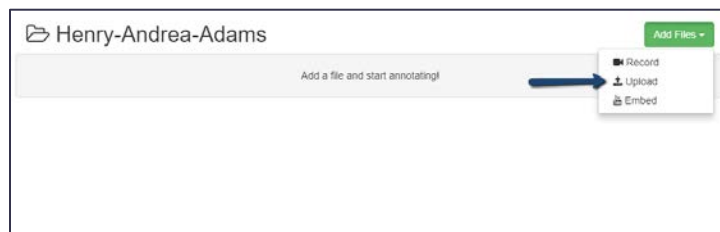
Behavior Video Upload

Connected with: Dr. Andrea Test B Adams

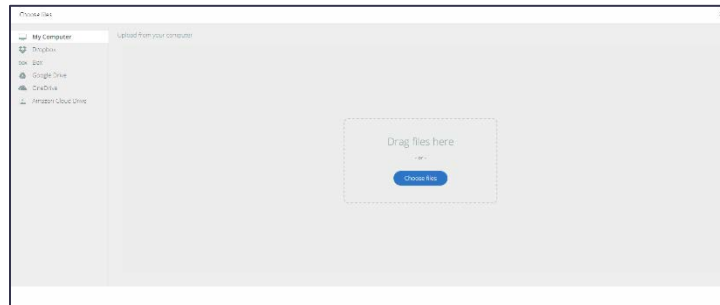
To upload, click the “Add Files” drop down menu.



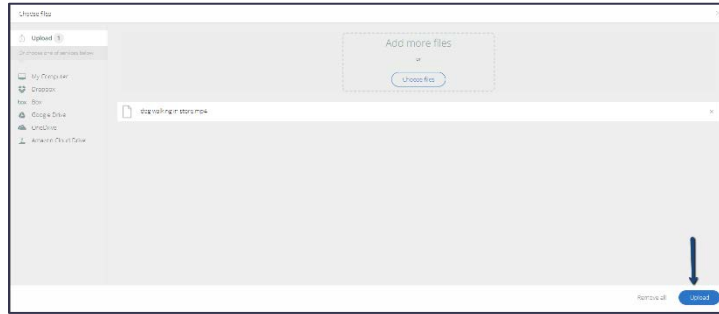
Select “Upload”




Choose any of the file uploading options on the left side of the screen. If you are uploading straight from your computer, click “Choose Files” or drag your file from your computer into the upload box.



Once you have added your file, click “Upload”



You will receive a notice below that your file is being prepared for playback.

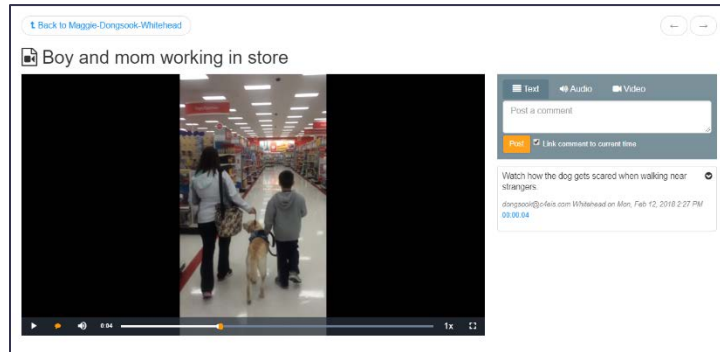


After the video is fully uploaded, click the video title link to view the video.



If you have any issues uploading, please refer go to [Upload Help](#).

You can place time stamped comments or questions at different parts of the video. Your vet will also be able to provide his/her own comments to the video as well.



Your feedback is valuable!

Throughout the duration of this pilot launch, we welcome all feedback you may have about PennVet App. Please go to the [Contact Us](#) page to submit any issues or feedback.

You can also contact us at pennvet_support@connect4education.com.